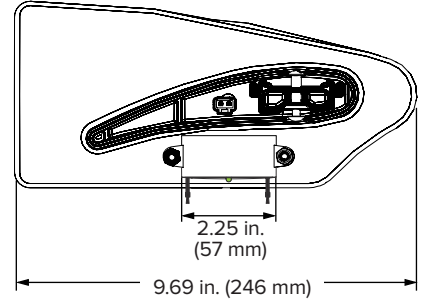




POWERFOIL[®] D WITH ION TECHNOLOGY




Technical Specifications¹

Compatible Fan	Input Power	Ionization Output	Ionizer Wattage	Max Fan Wattage	Ordering Information
Powerfoil D	12 VDC, 50/60 Hz	Needlepoint brush Non-ozone producing	<1 W	379 W	S78

Construction Features¹

Housing and Bracket	Operation	Environment	Certifications
Ionizer made from durable and lightweight ABS with potted electronics Secured to winglet for maximum ion distribution	Indicator LED illuminates when ions are produced	Indoor use only	 <ul style="list-style-type: none"> UL 867 UL 2998 UL 507 CSA C22.2 No. 113



¹ See the Powerfoil D fan cut sheet for complete fan features and specifications.

Lead times may vary.
See full fan warranty for coverage information.



**CLEAN AIR
SYSTEM**

USA
BIGASSFANS.COM
877-244-3267

CANADA
BIGASSFANS.COM
844-924-4277

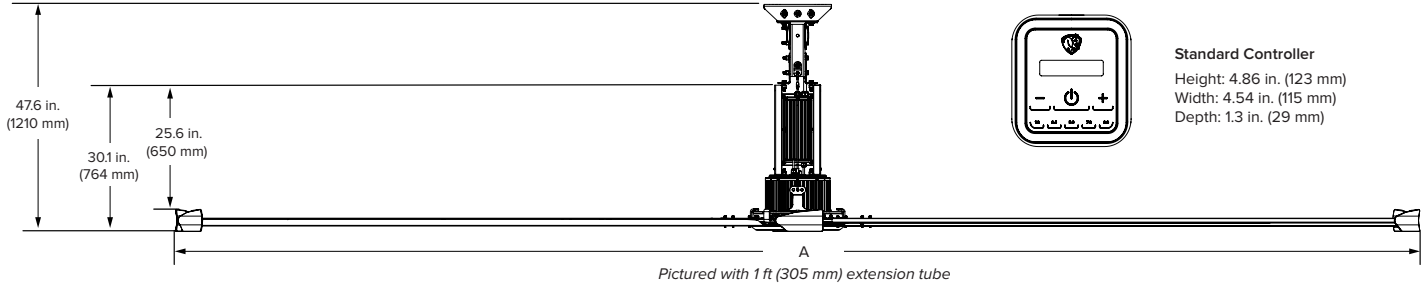
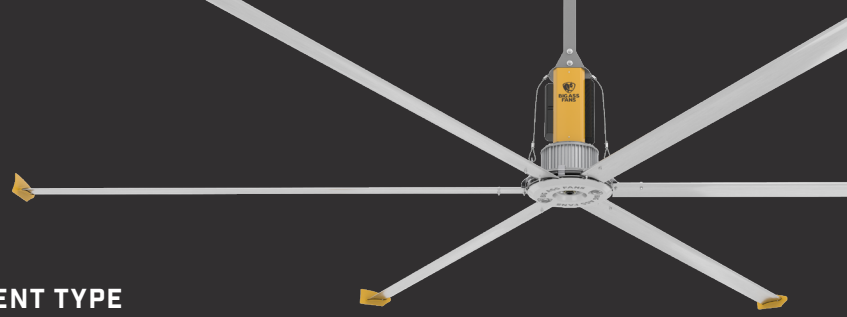
AUSTRALIA
BIGASSFANS.COM/AU
1300 244 277

SINGAPORE
BIGASSFANS.COM/SG
65 6709 8500

MALAYSIA
BIGASSFANS.COM/SG
603 5565 0888

POWERFOIL[®] D

THE INDUSTRIAL FAN THAT'S THE STRONG, SILENT TYPE



Technical Specifications					
Diameter (A)	Weight ¹	Max Speed	Input Power and Required Breaker	Airfoil Clearances ²	Max Operating Temperature
8 ft (2.4 m)	212 lb (96 kg)	200 RPM	200–277 VAC, 50/60 Hz, 1 Φ, 10 A 200–277 VAC, 50/60 Hz, 3 Φ, 10 A 380–480 VAC, 50/60 Hz, 3 Φ, 10 A	2 ft (0.6 m) on sides 4 ft (1.2 m) below ceiling	131°F (55°C)
10 ft (3 m)	220 lb (100 kg)	145 RPM		2 ft (0.6 m) on sides 5 ft (1.5 m) below ceiling	
12 ft (3.6 m)	227 lb (103 kg)	145 RPM	200–277 VAC, 50/60 Hz, 1 Φ, 10 A 200–277 VAC, 50/60 Hz, 3 Φ, 10 A 380–480 VAC, 50/60 Hz, 3 Φ, 10 A	2 ft (0.6 m) on sides 6 ft (1.8 m) below ceiling	
14 ft (4.3 m)	235 lb (107 kg)	120 RPM		2 ft (0.6 m) on sides 7 ft (2.1 m) below ceiling	
16 ft (4.9 m)	242 lb (110 kg)	108 RPM	200–277 VAC, 50/60 Hz, 1 Φ, 15 A 200–277 VAC, 50/60 Hz, 3 Φ, 15 A 380–480 VAC, 50/60 Hz, 3 Φ, 10 A	2 ft (0.6 m) on sides 6 ft (1.8 m) below ceiling	
18 ft (5.5 m)	273 lb (124 kg)	94 RPM		2 ft (0.6 m) on sides 7 ft (2.1 m) below ceiling	
20 ft (6.1 m)	280 lb (127 kg)	84 RPM	200–277 VAC, 50/60 Hz, 1 Φ, 15 A 200–277 VAC, 50/60 Hz, 3 Φ, 15 A 380–480 VAC, 50/60 Hz, 3 Φ, 10 A	2 ft (0.6 m) on sides 7 ft (2.1 m) below ceiling	
24 ft (7.3 m)	295 lb (134 kg)	64 RPM		2 ft (0.6 m) on sides 7 ft (2.1 m) below ceiling	

Construction Features					
Airfoils	Motor and Drive	Certifications	Mounting	Multi-Point Safety ³	Colors
Six patented Powerfoil airfoils (mill finish) Powerfoil winglets eliminate wind noise (safety yellow)	Neodymium magnet motor provides virtually silent operation and optimum efficiency Rated IP66	 UL Standard 507 and CSA Standard 22.2 No. 113 	Standard upper mount installs to I-beams and bar joists Optional kits allow for mounting to solid beams and purlins	Double safety cable system, airfoil retainers, hub safety clips, Grade 8 hardware, fire relay, guy wires, and airfoil restraint system	Standard colors are silver and yellow. Individualize your fan with one of our classic color upgrades, or work with our design consultants to create a shade that's all your own.

Controls		
Standard Controller	Integrations	BAFCon Upgrade ⁴
Made from durable UV-resistant materials Rated IP55 Intuitive touchscreen interface On/Off and variable speed control Password protection Powered by fan drive	Building automation systems (Modbus-RTU protocol) 0–10 V control Fire suppression systems	Integrated SmartSense technology automatically adjusts fan speed based on seasonal conditions 24-bit color LCD display with resistive touchscreen protected in sleek metal and ABS housing Powered by fan drive

Standard Controller



Lead times may vary. See full warranty for coverage information.

¹ Weight does not include mount or extension tube.
² Measure the distance from the tip of the winglet to the ceiling or major obstruction.
³ Airfoil restraint system comes standard on 20–24 ft (6–7.3 m) fans and is an option for smaller diameter fans. The fire relay must be wired during install if required by local code. Guy wires are included with fans that have extension tubes 4 ft (1.2 m) or longer.
⁴ Optional upgrade available; ships separately.



USA
BIGASSFANS.COM
877-244-3267

CANADA
BIGASSFANS.COM
844-924-4277

AUSTRALIA
BIGASSFANS.COM/AU
1300 244 277

SINGAPORE
BIGASSFANS.COM/SG
65 6709 8500

MALAYSIA
BIGASSFANS.COM/SG
603 5565 0888