

SmartSense maximizes both energy savings and comfort through year-round control of your Big Ass Fan. The controller and remote temperature sensor work with your fan to maintain a consistent and even temperature from floor to ceiling.

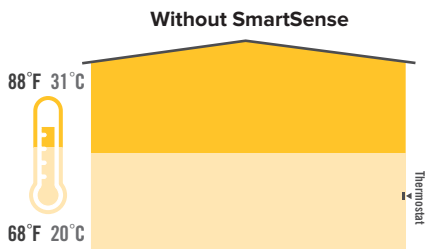
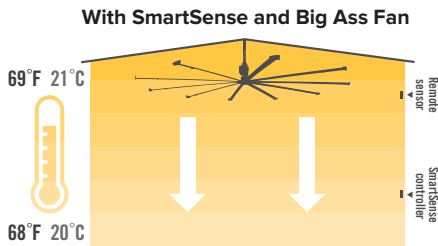
MEET THE HANDS-FREE, YEAR-ROUND GENIUS

- **User Modes** — Three user modes tell your Big Ass Fans what to do in each season.
 - Winter Mode: Automatically adjusts the fan's speed to minimize the temperature differential between floor and ceiling levels.
 - Summer Mode: Automatically increases fan speed as the temperature rises, providing a cooling effect at floor level.
 - Manual Mode: Provides full control over every aspect of fan operation.
- **Control Interface** — Surface mounts in standard single-gang junction box; easily switch modes with the push of a button.
- **Construction** — Controller and remote sensor made from sturdy ABS plastic with sealed internal components to protect against moisture; zinc die cast controller housing protects against damage.
- **Easy Installation** — AC adapter included for hassle-free installation.
- **Efficiency** — Lowers energy costs up to 30% in winter and improves air circulation and cooling in summer.
- **Safety Features** — Optional locking enclosure available.

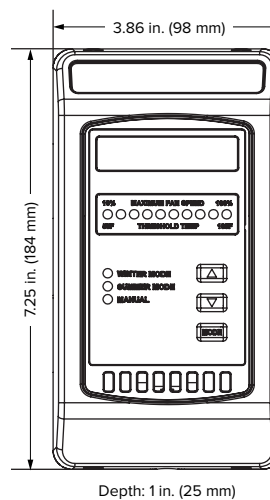


Technical Specifications

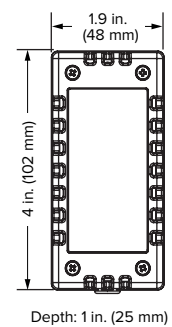
Part	Supply voltage	Power consumption	Output	Operating temperature	Connection type	User modes
Wall Controller	+24 VDC, 100 mA	≤1W	4–20 mA DC current loop	32° to 100° F (0° to 38° C)	2-conductor, shielded cables 18–22 gauge stranded	10–100%
Remote Sensor	+10 VDC to +24 VDC					



SmartSense Controller



Remote Temperature Sensor



Lead times may vary.
See fan warranty for coverage information.
Specifications subject to change without notice.



USA
BIGASSFANS.COM
877-244-3267

CANADA
BIGASSFANS.COM/CA
844-924-4277

AUSTRALIA
BIGASSFANS.COM/AU
1-300-244-277

SINGAPORE
BIGASSFANS.COM/SG
+65 6709 8500